



OUTDOOR LEARNING CHOICE BOARD




LET'S LEARN OUTDOORS!

By Jackie Clarke

OUTDOOR LEARNING CHOICE BOARD

Mark an X on the square each time you complete an activity.


<p>Create a life-size person on your lawn using objects found in your backyard.</p>	<p>Gather twigs or pebbles. Use them to solve these problems: $3 + 4 =$ $6 + 2 =$</p>	<p>Go on a heart hunt looking for objects in nature that are shaped like hearts.</p>	<p>Lay on your back and do some cloud watching. What pictures do you see in the clouds?</p>	<p>Find an object outdoors and make up a story about it. Begin with "Once upon a time."</p>
<p>Find a puddle. Use it to test objects to see if they float or sink.</p>	<p>Bring a ruler or measuring tape outdoors and measure objects in your yard.</p>	<p>Write your sight words using a stick in the dirt or with sidewalk chalk.</p>	<p>Take an egg carton collection walk and fill each egg cup with a cool natural treasure.</p>	<p>"Paint" things with water and a paintbrush. Which objects absorb the water better?</p>
<p>Move like an animal in each location: North: jump South: crawl East: slither West: fly</p>	<p>Choose a letter of the alphabet. Find 5 things outdoors that begin with that letter.</p>	<p>Find some rocks and try to stack them. How many can you stack before they fall?</p>	<p>Count the number of windows on your house. Is it an odd even number?</p>	<p>Create an obstacle course using balls, hoops, benches, logs, pool noodles, boards, etc.</p>
<p>Collect sticks and use them to create an outdoor maze.</p>	<p>Collect 10 objects from your backyard. Sort them by color, shape, and size.</p>	<p>Create your name using things you find in your backyard such as sticks and leaves.</p>	<p>Look for shadows on your driveway and trace them with sidewalk chalk.</p>	<p>Hunt for sticks and arrange them in order from shortest to longest.</p>
<p>Read a story outdoors.</p>	<p>Find objects outdoors that are smaller, larger and the same size as your hand.</p>	<p>Bring playdough outdoors and use it to make imprints of bark, leaves, and rocks.</p>	<p>Hunt for shapes in nature. Can you find a circle, square, triangle, and rectangle?</p>	<p>Play a game of I Spy.</p>



OUTDOOR LEARNING CHOICE BOARD

Mark an X on the square each time you complete an activity.

<p>Create a life-size person on your lawn using objects found in your backyard.</p>	<p>Gather twigs or pebbles. Use them to solve these problems: $3 + 4 =$ $6 + 2 =$</p>	<p>Go on a heart hunt looking for objects in nature that are shaped like hearts.</p>	<p>Lay on your back and do some cloud watching. What pictures do you see in the clouds?</p>	<p>Find an object outdoors and make up a story about it. Begin with "Once upon a time."</p>
<p>Find a puddle. Use it to test objects to see if they float or sink.</p>	<p>Bring a ruler or measuring tape outdoors and measure objects in your yard.</p>	<p>Write your sight words using a stick in dirt or sidewalk chalk.</p>	<p>Take an egg carton collection walk and fill each egg cup with a cool natural treasure.</p>	<p>"Paint" things with water and a paintbrush. Which objects absorb the water better?</p>
<p>Move like an animal in each location: North: jump South: crawl East: slither West: fly</p>	<p>Choose a letter of the alphabet. Find 5 things outdoors that begin with that letter.</p>	<p>Find some rocks and try to stack them. How many can you stack before they fall?</p>	<p>Count the number of windows on your house. Is it an odd even number?</p>	<p>Create an obstacle course using balls, hoops, benches, logs, pool noodles, boards, etc.</p>
<p>Collect sticks and use them to create an outdoor maze.</p>	<p>Collect 10 objects from your backyard. Sort them by color, shape, and size.</p>	<p>Create your name using things you find in your backyard such as sticks and leaves.</p>	<p>Look for shadows on your driveway and trace them with sidewalk chalk.</p>	<p>Hunt for sticks and arrange them in order from shortest to longest.</p>
<p>Read a story outdoors.</p>	<p>Find objects outdoors that are smaller, larger and the same size as your hand.</p>	<p>Bring playdough outdoors and use it to make imprints of bark, leaves, and rocks.</p>	<p>Hunt for shapes in nature. Can you find a circle, square, triangle, and rectangle?</p>	<p>Play a game of I Spy.</p>



More Outdoor Learning



[Ready, Set, Engineer:
Bubble Wand Project](#)



[Let's Take a Rainbow Walk](#)



[Ready, Set, Research: Worms](#)



[How to Grow a Sunflower](#)

Follow Along




[Roots & Wings](#)



[Instagram](#)



[Facebook](#)



[Teachers Pay
Teachers](#)

Thank you for downloading!


Please note, this product is for personal classroom use by a single teacher. I appreciate the collaborative nature of teachers. If you would like to copy this product for more than one teacher, or share this product with friends or colleagues, please download additional licenses, available at a discounted price.

You May...	You May Not...
<ul style="list-style-type: none">❖ Use this item for your own personal use.❖ Use this item for your own classroom and/or students.❖ Copy this item for use in your classroom by your students.❖ Purchase unlimited licenses for others to use this item at a discounted price.	<ul style="list-style-type: none">❖ Give this item to others.❖ Copy this item for use by others.❖ Post this item on a website, including a personal website, classroom website, or district website.❖ Copy or modify any part of this document to offer others for free or for sale.

© Copyright 2018 [Roots & Wings](#) All rights reserved. Permission is granted to copy pages specifically designed for student or teacher use by the original purchaser or licensee. The reproduction of any other part of this product is strictly prohibited. Copying any part of this product and placing it on the Internet in any form (even a personal/classroom website) is strictly forbidden. Doing so is a violation of the Digital Millennium Copyright Act (DMCA).

A big *thank you* to these amazing artisans who created the fonts, photos, & clipart that I was privileged to use in this resource. Just click on their logos to visit their stores.

Fonts



Clipart

